

BEYER

SCUOLA PREPARATORIA
ALLO
STUDIO DEL PIANOFORTE

(Op. 101)

NUOVA EDIZIONE
RIVEDUTA E CORRETTA

12650

CARISCH S.p.A. - MILANO

PREFAZIONE

Questo breve lavoro ha lo scopo di guidare i principianti del pianoforte per la via più facile allo studio di questo bello strumento.

E' destinato ai fanciulli anche della prima età e perciò la graduazione, senza aver troppo ampliato il lavoro, è risultata progressiva nel maggior modo possibile. Detto ciò si comprenderà benissimo che scopo dell'opera presente non sia un profondo studio di tutte le eventuali difficoltà del pianoforte e dei suoi ornamenti. In sostanza non si tratta che di una semplice introduzione che può offrire per il primo o il secondo anno materia sufficiente di studio all'allievo. Tale opera mancava fino al giorno d'oggi, essa può servire anche ai familiari musicisti per guidare il fanciullo fino al punto di poterlo affidare alle cure d'un maestro.

FERDINAND BEYER

PRÉFACE

Ce petit ouvrage a pour but d'enseigner aux élèves de Piano la manière la plus facile d'apprendre ce bel instrument.

Il est destiné aux enfants, même à l'âge le plus tendre. La graduation, sans néanmoins rendre l'ouvrage trop étendu, en devait donc être rigoureusement progressive. Après cet avertissement, l'on comprendra, je pense, que un traité complet et approfondi sur le Piano, ses difficultés et ses ornements n'a pu entrer dans le plan de cet abrégé.

Ce n'est en effet qu'une simple introduction aux exercices préliminaires qui pendant les une ou deux premières années d'étude, offriront à l'élève un élément de travail suffisant.

Un ouvrage semblable manquait encore jusqu'à ce jour, puisque celui-ci peut servir de guide aux parents musiciens pour instruire l'enfant de l'âge le plus tendre jusqu'à ce qu'il soit confié aux soins des professeurs.

FERDINAND BEYER

Elementi per lo studio
del Pianoforte


Elements du jeu du Piano

Pentagramma o
Rigo musicale (5 righe)
Portée

Linee (o righe)
Lignes


Spazi
Interlignes

Linee supplementari
Lignes supplémentaires



Chiave di Violino o di Sol
Clef de sol

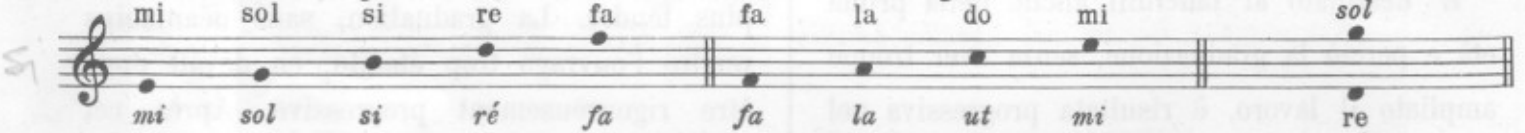
Chiave di Basso o di Fa
Clef de fa



Note sulle 5 righe
Notes sur les cinq lignes

nei 4 spazi
dans les 4 interlignes

sopra il rigo
au dessus de la portée



sulle linee supplementari
sur les lignes supplémentaires

sopra le linee supplementari
au dessus des lignes supplém.

sotto il rigo
au dessous de la portée



Note sulle 5 righe
Notes sur les cinq lignes

nei 4 spazi
dans les 4 interlignes

sopra il rigo
au dessus de la portée

sulle linee supplementari
sur les lignes supplém.

sopra le linee supplementari
au dessus des lignes supplém.

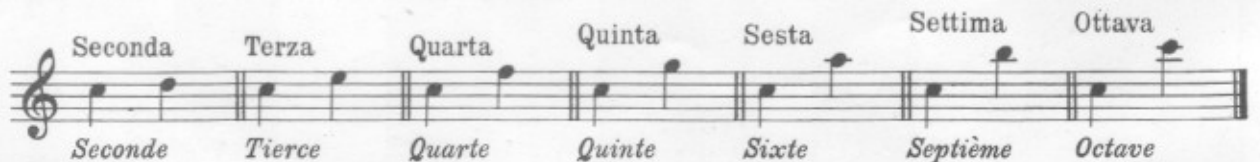


sotto il rigo
au dessous de la portée

L'allievo deve sapere la scala musicale: do re mi fa sol la si, prima in ordine successivo, poi per terze: do mi sol si re fa la do, ascendendo e discendendo applicando poi le note sui tasti relativi.








Pour apprendre facilement les notes, l'élève doit savoir couramment la gamme musicale: ut ré mi fa sol la si, d'abord dans l'ordre successif, puis en tierces: ut mi sol si ré fa la ut, en montant comme en descendant et appliquer toutes ces notes sur les touches du clavier qui les concernent.

INTERVALLI
INTERVALLES



Valore delle note e delle pause

Noms des valeurs des notes et des silences

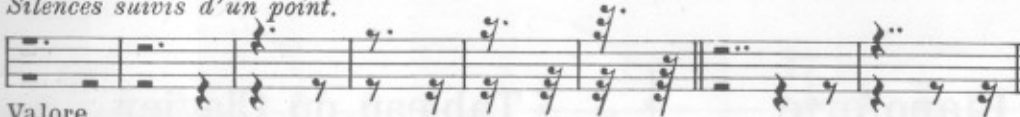
Un Intero vale: (semibreve)		Une Ronde vaut: Une Pause vaut;
Due Metà (minime)		deux Blanches deux demi Pauses
4 Quarti (semiminime)		4 Noires 4 Soupirs
8 Ottavi (crome)		8 Croches 8 demi Soupirs
16 Sedicesimi (semicrome)		16 doubles Croches 16 quarts de Soupir
32 Trentaduesimi (biscrome)		32 triples Croches 32 demi quarts de Soupir
64 Sessantaquattresimi (semibiscrome)		64 quadruples Croches 64 16 ^{es} de Soupir

Punto dopo le note.
Notes suivies d'un point.




Valore
Valeur

Punto dopo le pause.
Silences suivis d'un point.



Valore
Valeur



Misura a 4 quarti.	$\frac{4}{4}$ C
Misura a 2 quarti.	$\frac{2}{4}$
Misura a 3 quarti.	$\frac{3}{4}$
Misura a 6 ottavi.	$\frac{6}{8}$
Misura a 3 ottavi.	$\frac{3}{8}$
Misura a 9 ottavi.	$\frac{9}{8}$

Mesure à 4 temps.	$\frac{4}{4}$ C
Mesure à 2 quatre.	$\frac{2}{4}$
Mesure à 3 quatre.	$\frac{3}{4}$
Mesure à 6 huit.	$\frac{6}{8}$
Mesure à 3 huit.	$\frac{3}{8}$
Mesure à 9 huit.	$\frac{9}{8}$

ACCIDENTI (Alterazioni)

SIGNES ACCIDENTIELS

#	x	b	bb	q
Diesis	Doppio diesis	Bemolle	Doppio bemolle	Bequadro
Dièse	Double dièse	Bémol	Double bémol	Bécarre

do do# do x do b re re b re bb re q
ut ut# ut x ut b ré ré b ré bb ré q

Nome delle note col #
Noms des notes avec le #

Nome delle note col b
Noms des notes avec le b

do# re# mi# fa# sol# la# si# do# do b re b mi b fa b sol b la b si b do b
ut# ré# mi# fa# sol# la# si# ut# ut b ré b mi b fa b sol b la b si b ut b

Cromatica
Chromatique

do do# re re# mi fa fa# sol sol# la la# si do si sib la lab sol solb fa mi mi b re reb do
ut ut# ré ré# mi fa fa# sol sol# la la# si ut si sib la lab sol solb fa mi mi b ré ré b ut

Enarmonica
Enharmonique

do# reb ut# ré b	re# mi b ré# mi b	fa# sol b fa# sol b	sol# la b sol# la b	la# si b la# si b	do# reb ut# ré b			
do ut	re ré	mi fa b mi fa b	fa mi# fa mi#	sol sol	la la	si do b si ut b	do si# ut si#	Tasti neri Touches noires
Tasti bianchi Touches blanches								

Tastiera del Pianoforte

Tableau du Clavier

fa sol la si do re mi fa sol la si do re mi fa sol
fa sol la si ut ré mi fa sol la si ut ré mi fa sol

Per le dita della sola mano destra

Pour les doigts de la main droite seule

Ogni dito deve sollevarsi nel momento in cui il dito successivo percuote l'altro tasto.

Il movimento delle dita deve operarsi con eguaglianza, sicurezza e sul principio con lentezza.

Il tocco non deve essere troppo forte onde la mano e le dita non s'abituino ad una contrazione di muscoli che cagionerebbe una esecuzione stentata.

Ogni numero deve essere ripetuto finchè il Maestro ne sia soddisfatto.

Il faut relever chaque doigt au moment même ou le suivant attaque une autre touche.

Le mouvement des doigts s'opérera d'abord très également, avec précision et lentement.

Le toucher ne doit pas être trop fort, afin que la main et les doigts ne s'habituent pas à contracter une sorte de crispation nerveuse qui occasionnerait une exécution lourde.

Chaque numero d'exercice doit être répété jusqu'à ce que le professeur soit complètement satisfait.

mi sol si re fa
fa re si sol mi

1 2 1 2 :|| 1 2 3 1 3 2 1 3 :|| 1 2 3 2 1 :||

5 1 2 3 4 :|| 1 4 3 2 1 4 :|| 1 2 3 4 3 2 1 8 1 2 3 4 5 :||

9 5 4 3 2 1 :|| 10 1 2 3 4 5 4 3 2 1 :|| 11 1 2 1 3 1 4 1 5 1 :||

12 1 3 5 1 :|| 13 5 4 5 4 5 :|| 14 5 4 3 4 5 :|| 15 5 4 3 2 3 4 5 :||

16 5 4 3 2 1 2 3 4 :|| 17 5 4 5 3 5 2 5 1 5 :||

18 1 3 5 3 1 :|| 19 1 2 3 4 2 3 4 5 :|| 20 4 3 2 1 5 4 3 2 1 :||

21 1 2 3 2 1 2 3 4 5 4 3 4 5 4 3 2 1 :|| 22 2 1 3 1 4 1 5 1 4 1 3 1 2 :||

23 1 5 2 5 3 5 4 5 3 5 2 5 1 :|| 24 1 3 2 4 3 5 4 2 1 :||

Per le dita della sola
mano sinistra

Pour les doigts de la main
gauche seule

1 2 1 2 1 1 2 3 1 3 2 1 3 1 2 3 2 1

5 1 2 3 4 1 4 3 2 1 4 1 2 3 4 3 2 1

8 1 2 3 4 5 5 4 3 2 1 1 2 3 4 5 4 3 2 1

11 1 2 1 3 1 4 1 5 1 12 1 3 5 1 13 5 4 5 4 5

14 5 4 3 4 5 5 4 3 2 3 4 5 5 4 3 2 1 2 3 4 5

17 5 4 5 3 5 2 5 1 5 5 3 1 3 5 5 4 3 2 4 3 2 1 5

20 2 3 4 5 1 2 3 4 5 5 4 3 5 2 1 3 1 2 3 4 5

22 2 1 3 1 4 1 5 1 4 1 3 1 2 4 5 3 5 2 5 1 5 2 5 3 5 4

24 5 3 4 2 3 1 2 4 5

Per le due mani unite

Pour les deux mains ensemble

The musical score consists of 24 numbered exercises, each presented on two staves (treble and bass clef). The exercises are arranged in rows of two staves each. The time signatures vary: 1-12 are in 2/4, 13-15 are in 3/4, 16-18 are in 4/4, 19-21 are in 3/4, and 22-24 are in 2/4. Fingerings are indicated by numbers 1-5 above or below notes. Some exercises (1, 2, 3, 13, 14, 15) are circled in red. There are also some handwritten annotations, such as a bracket on the right side of exercise 12 and a large bracket on the right side of exercise 24.

Avvertenza

L'allievo eseguirà queste due pagine a mente sotto la guida del Maestro: quando sarà sicuro potrà passare alle pagine seguenti che concernono il tocco. Altri esercizi lo scolaro li troverà a pag. 76 e seguenti.

Remarque

L'élève jouera préalablement par cœur ces deux pages, suivant la direction exacte du professeur. Quand il sera bien pénétré de ces petits exercices préliminaires on pourra lui faire étudier les pages subséquentes, relatives au toucher. Quant aux études plus étendues qui d'abord peuvent s'exécuter aussi de mémoire on les trouvera dans le supplément qui fait suite à cette méthode.

SECONDO

Moderato

1
Tema

Musical staff for the main theme, featuring a bass clef, common time signature, and a series of chords and notes.

Var. 1

First variation of the theme, featuring a bass clef, common time signature, and a series of chords and notes.

Var. 2

Second variation of the theme, featuring a bass clef, common time signature, and a series of chords and notes.

Var. 3

Third variation of the theme, featuring a bass clef, 3/4 time signature, and a series of notes and rests.

Var. 4

Fourth variation of the theme, featuring a bass clef, common time signature, and a series of chords and notes.

Var. 5

Fifth variation of the theme, featuring a bass clef, common time signature, and a series of chords and notes.

Var. 6

Sixth variation of the theme, featuring a bass clef, common time signature, and a series of notes and rests.

Var. 7

Seventh variation of the theme, featuring a bass clef, common time signature, and a series of notes and rests.

Var. 8

Eighth variation of the theme, featuring a bass clef, 3/4 time signature, and a series of notes and rests.

Var. 9

Ninth variation of the theme, featuring a bass clef, common time signature, and a series of notes and rests.

PRIMO


Per la sola mano destra | Pour la main droite seule

Posizione della mano
Position de la main



Tempo Moderato (Movimento moderato) (Mouvement modéré)

1
Tema





Contare ad alta voce
Compter au commencement les temps

Legato Liaison

Le note debbono esser legate e questo si otterrà se il dito che è sul tasto non lo abbandonerà fin tanto che il dito successivo non abbia toccato l'altro tasto. Si deve suonar così. Se si batte due o più volte lo stesso tasto con lo stesso dito si alza la mano senza irrigidimenti.

Les sons doivent être liés ensemble, ceci a lieu lorsque le doigt qui est sur la touche ne la quitte pas avant que le suivant n'en frappe une autre. Régulièrement, on doit jouer ainsi. S'il faut attaquer la même note, deux ou plusieurs fois de suite, avec le même doigt, on devra lever la main.



Pause Silences

Durante la pausa si deve alzare la mano senza indurre il polso.

Pendant la durée d'un silence, le doigt ne devra pas rester sur la touche. Il faudra retirer la main.



SECONDO

Var. 10 

Var. 11 

Var. 12 



rall.

Moderato

2 Tema 

Var. 1 

Var. 2 

Var. 3 

SECONDO

Var. 4

Var. 5

Var. 6

Var. 7

Var. 8

PRIMO

Ritornello ||: || Reprises

Var. 4

Var. 5

Posizione della mano Position de la main

Var. 6

Var. 7

Var. 8

SECONDO

3

System 3: Measures 1-8. The right hand features a complex, rhythmic pattern of eighth and sixteenth notes, often beamed together. The left hand plays a simple bass line of half notes and whole notes.

4

System 4: Measures 9-16. The right hand continues with a complex, rhythmic pattern. The left hand plays a bass line with some eighth-note patterns.

5

System 5: Measures 17-24. The right hand plays chords with accents. The left hand plays eighth-note patterns.

System 6: Measures 25-32. The right hand plays chords with accents. The left hand plays eighth-note patterns.

6

System 7: Measures 33-40. The right hand plays a sixteenth-note pattern. The left hand plays a simple bass line. A piano (*p*) dynamic marking is present.

7

System 8: Measures 41-48. The right hand plays chords with accents. The left hand plays a simple bass line.

PRIMO

A quattro mani

À quatre mains

Posizione delle mani

Position des mains



Ogni tasto mantenga sempre il dito assegnato.

Chaque touche conservera sa position selon la situation de la main.

Moderato

Mano destra - Main droite

1 legato

3

Musical notation for exercise 3, featuring a treble and bass clef with fingerings 1-5 and 1-4.

4

Musical notation for exercise 4, featuring a treble and bass clef with fingerings 1-5 and 1-4.

5

Musical notation for exercise 5, featuring a treble and bass clef with fingerings 1-5 and 1-4.

6

Musical notation for exercise 6, featuring a treble and bass clef with fingerings 1-5 and 1-3.

7

Musical notation for exercise 7, featuring a treble and bass clef with fingerings 1-5 and 1-4.

SECONDO

Calmo

8

Musical score for measures 8 and 9, marked "Calmo". The score is in bass clef with a common time signature (C). Measure 8 features a series of chords in the right hand and single notes in the left hand. Measure 9 continues with similar chords and notes, ending with a double bar line. The tempo is indicated as "Calmo".

Allegretto

9

Musical score for measures 9 and 10, marked "Allegretto". The score is in bass clef with a 3/4 time signature. Measure 9 features a melodic line in the right hand and a bass line in the left hand, starting with a dynamic marking of *mf*. Measure 10 continues the melodic and bass lines. The tempo is indicated as "Allegretto".

sempre legato

PRIMO

Posizione delle mani

Position des mains



Calmo - Leggero

8

Allegretto (*Assez gai, mais pas trop vite*)

9

SECONDO

Comodo

10

Musical score for measures 10-13. The music is in 3/4 time and consists of two staves. The upper staff contains chords, and the lower staff contains a melodic line. The tempo is marked 'Comodo'. The first system (measures 10-11) features a large slur over the chords in the upper staff. The second system (measures 12-13) continues the melodic and harmonic progression.

Moderato

simile

11

Musical score for measures 11-14. The music is in 3/4 time and consists of two staves. The upper staff features a rhythmic pattern of eighth notes, and the lower staff features a melodic line. The tempo is marked 'Moderato' and 'simile'. The first system (measures 11-12) includes a piano (*p*) dynamic marking. The second system (measures 13-14) continues the rhythmic and melodic development.

PRIMO

Posizione delle mani



Position des mains

Comodo. Tranquillo

10

Posizione delle mani



Position des mains

Moderato

11

Musical notation for the first system, featuring a treble and bass clef. The treble staff contains a melodic line with slurs and fingerings (2, 3, 1, 5, 4, 3, 2, 1, 3, 2, 4, 3, 2, 1). The bass staff contains a supporting line with slurs and fingerings (2, 1, 4, 5, 1, 2, 4, 1).

Allegretto

17 *legato*

Musical notation for the second system, starting with measure 17. The treble staff has a melodic line with slurs and fingerings (1, 5, 4, 3, 1, 5, 4, 2). The bass staff has a supporting line with slurs and fingerings (3, 1, 3, 4, 5, 3, 4, 1, 2, 3).

Musical notation for the third system. The treble staff has a melodic line with slurs and fingerings (2, 1, 4, 3, 2, 1, 4, 3, 2, 3, 2, 4). The bass staff has a supporting line with slurs and fingerings (2, 1, 3, 1, 4, 1, 5, 1, 2, 1, 3, 1, 4, 1, 5, 3, 1).

Musical notation for the fourth system. The treble staff has a melodic line with slurs and fingerings (1, 5, 4, 3, 1, 4, 2). The bass staff has a supporting line with slurs and fingerings (3, 1, 3, 1, 4, 1, 5, 1, 3, 1, 3, 4, 1, 2, 3, 1, 5).

Allegretto

18

Musical notation for the fifth system, starting with measure 18. The treble staff has a melodic line with slurs and fingerings (1, 2, 3, 3, 2, 1, 5, 5, 2, 2). The bass staff has a supporting line with slurs and fingerings (1/3, 1/2, 1/3, 1/2, 3, 1, 5).

Musical notation for the sixth system. The treble staff has a melodic line with slurs and fingerings (2, 1, 5, 2, 1, 5, 1, 3, 2). The bass staff has a supporting line with slurs and fingerings (1/2, 1/3, 1/2, 1/3, 1, 2, 3, 2, 1, 2, 3, 1, 5).

19 Allegretto

20 Allegretto

legato

rit.

21 Moderato

legato

22 Moderato

legato

Musical notation for the first system, featuring a treble and bass staff with various fingerings and slurs.

Moderato

Musical notation for the second system, starting with a circled number 23, and including a small scale diagram.

Musical notation for the third system, continuing the piece with slurs and fingerings.

Moderato

Musical notation for the fourth system, starting with a circled number 24.

Musical notation for the fifth system, continuing the piece with slurs and fingerings.

Allegretto

Musical notation for the sixth system, starting with a circled number 25, in 3/4 time.

Musical notation for the seventh system, continuing the piece with slurs and fingerings.

Moderato

26

Musical notation for measures 26-27. The piece is in C major, 4/4 time, and marked Moderato. Measure 26 features a treble clef with a melodic line of eighth notes: C4, D4, E4, F4, G4, A4, B4, C5. The bass clef has a bass line of eighth notes: C3, D3, E3, F3, G3, A3, B3, C4. Measure 27 continues the melodic line in the treble: C5, B4, A4, G4, F4, E4, D4, C4. The bass line continues: C4, B3, A3, G3, F3, E3, D3, C3. Fingering numbers are provided for both hands.

Musical notation for measures 28-29. Measure 28 treble: C4, D4, E4, F4, G4, A4, B4, C5. Bass: C3, D3, E3, F3, G3, A3, B3, C4. Measure 29 treble: C5, B4, A4, G4, F4, E4, D4, C4. Bass: C4, B3, A3, G3, F3, E3, D3, C3. Fingering numbers are provided for both hands.

27

Musical notation for measures 30-31. Measure 30 treble: C4, D4, E4, F4, G4, A4, B4, C5. Bass: C3, D3, E3, F3, G3, A3, B3, C4. Measure 31 treble: C5, B4, A4, G4, F4, E4, D4, C4. Bass: C4, B3, A3, G3, F3, E3, D3, C3. Fingering numbers are provided for both hands.

Musical notation for measures 32-33. Measure 32 treble: C4, D4, E4, F4, G4, A4, B4, C5. Bass: C3, D3, E3, F3, G3, A3, B3, C4. Measure 33 treble: C5, B4, A4, G4, F4, E4, D4, C4. Bass: C4, B3, A3, G3, F3, E3, D3, C3. Fingering numbers are provided for both hands.

Lentamente

28

leggermente

Musical notation for measures 34-35. Measure 34 treble: C4, D4, E4, F4, G4, A4, B4, C5. Bass: C3, D3, E3, F3, G3, A3, B3, C4. Measure 35 treble: C5, B4, A4, G4, F4, E4, D4, C4. Bass: C4, B3, A3, G3, F3, E3, D3, C3. Fingering numbers are provided for both hands.

Musical notation for measures 36-37. Measure 36 treble: C4, D4, E4, F4, G4, A4, B4, C5. Bass: C3, D3, E3, F3, G3, A3, B3, C4. Measure 37 treble: C5, B4, A4, G4, F4, E4, D4, C4. Bass: C4, B3, A3, G3, F3, E3, D3, C3. Fingering numbers are provided for both hands.

Legatura di valore  Liaison sur deux notes pareilles

La seconda nota non si ripete. Il dito deve restare sul tasto per la durata delle due note.

Il ne faut pas que la seconde note soit répétée. Le doigt devra seulement rester sur la touche pendant la durée de cette note.

29 **Andantino**




30 **Moderatamente**




31 **Allegretto**
leggero legato




SECONDO

Andante

32

dolce

Musical score for measures 32-33. The piece is in 3/4 time with a key signature of one sharp (F#). The tempo is marked 'Andante' and the dynamics are 'dolce'. The score consists of three systems of grand staff notation. The first system (measures 32-33) features a flowing eighth-note melody in the right hand and a simple harmonic accompaniment in the left hand. The second system (measures 34-35) continues the melody with some chromaticism and includes a 'ps' marking above the staff. The third system (measures 36-37) concludes the section with a repeat sign and a final cadence.

Allegretto

33

p

Musical score for measures 33-34. The tempo is marked 'Allegretto' and the dynamics are 'p'. The score consists of two systems of grand staff notation. The first system (measures 33-34) features a rhythmic accompaniment in the right hand with eighth-note chords and a steady bass line in the left hand. The second system (measures 35-36) continues the accompaniment and includes a 'ps' marking above the staff.

Andante

34

p

Musical score for measures 34-37. The tempo is marked 'Andante' and the dynamics are 'p'. The score consists of three systems of grand staff notation. The first system (measures 34-35) features a flowing eighth-note melody in the right hand and a simple harmonic accompaniment in the left hand. The second system (measures 36-37) continues the melody with some chromaticism and includes a 'ps' marking above the staff. The third system (measures 38-39) concludes the section with a repeat sign and a final cadence.

Moderato

38

Musical notation for exercise 38, measures 1-2. The piece is in C major and 4/4 time. The right hand features a melodic line with slurs and fingerings (1, 5, 3, 5, 5, 4, 3, 5, 4). The left hand provides a steady accompaniment with slurs and fingerings (5, 1, 3, 1, 3, 1, 4, 2, 4, 1, 2, 3, 4, 5, 1, 3, 5).

Musical notation for exercise 38, measures 3-4. The right hand continues the melodic line with slurs and fingerings (2, 1, 2, 5, 1, 2, 1, 5, 3, 5, 2). The left hand accompaniment continues with slurs and fingerings (2, 3, 2, 1, 3, 1, 2, 3, 1, 2, 3, 1, 3, 4, 1, 3).

Calmo

39

Musical notation for exercise 39, measures 1-2. The piece is in C major and 4/4 time. The right hand features a melodic line with slurs and fingerings (3, 4, 5, 3, 4, 5). The left hand is marked *legato* and features a steady accompaniment with slurs and fingerings (5, 1, 4, 3, 5, 2, 3, 2, 2, 2, 4, 3).

Musical notation for exercise 39, measures 3-4. The right hand continues the melodic line with slurs and fingerings (3, 4, 5, 4, 3, 2, 1, 2, 1, 4, 2, 2, 1). The left hand accompaniment continues with slurs and fingerings (5, 4, 3, 5, 2, 3, 2, 3, 4, 5, 2, 4, 1, 2, 3).

Moderato

40

Musical notation for exercise 40, measures 1-2. The piece is in C major and 4/4 time. The right hand features a melodic line with slurs and fingerings (1, 2, 1, 3, 5, 3, 4, 3, 3, 5, 3, 3). The left hand is marked *legato* and features a steady accompaniment with slurs and fingerings (5, 3, 1, 2, 3, 3, 1, 2, 4, 3, 1, 2, 3, 5, 2, 1).

Musical notation for exercise 40, measures 3-4. The right hand continues the melodic line with slurs and fingerings (2, 1, 2, 1, 1, 2, 1, 1, 3, 5, 3, 3, 5, 3, 3). The left hand accompaniment continues with slurs and fingerings (2, 3, 4, 5, 2, 4, 5, 3, 1, 2, 3, 5, 2, 1, 2, 1).

SECONDO

Allegretto

41

First system of exercise 41. Treble clef (top) and bass clef (bottom). Treble clef has a piano (*p*) dynamic marking. The music features eighth notes and sixteenth notes with various slurs and accents.

Second system of exercise 41. Treble clef (top) and bass clef (bottom). Treble clef has a piano (*p*) dynamic marking. The music continues with eighth notes and sixteenth notes, including slurs and accents.

Andante

42

First system of exercise 42. Treble clef (top) and bass clef (bottom). Treble clef has a *dolce* dynamic marking. The music is in 3/4 time and features a melody of eighth notes with slurs and accents.

Second system of exercise 42. Treble clef (top) and bass clef (bottom). Treble clef has a *dolce* dynamic marking. The music continues with eighth notes, slurs, and accents.

Moderato

43

First system of exercise 43. Treble clef (top) and bass clef (bottom). Treble clef has a *mf* dynamic marking. The music is in 3/4 time and features a melody of eighth notes with slurs and accents.

Second system of exercise 43. Treble clef (top) and bass clef (bottom). Treble clef has a piano (*p*) dynamic marking. The music continues with eighth notes, slurs, and accents.

PRIMO

Allegretto

41

5 4 3 2 1 2 3 4 2 3 5 3 1 5 4 3 2 1 2 3 1

1 2 3 4 4 3 4 3 2 4 3 1 3 1 4 3

2 1 2 3 4 5 1 5 2 1 2 3 1 2 3 4 5

4 3 2 1 4 3 2 4 3 2 1 3 4 3 2 4 3 2 1 1

1 3 2 4 3 5 1 5 2 1 2 3 1 2 3 4 5

5 4 3 1 1 4 5

Andante

42

3 2 1 5 4 3 2 3 2 3 5 2 1 5 4 3 2 1

3 4 1 2 3 4 3 3 1 4 3 4

2 1 2 3 4 5 4 5 4 3 3 1 5 4 3 2 3 2 1

4 3 2 3 3 1 4 3 4

Moderato

43

1 2 3 1 5 5 2 4 3 2 3 1 2 3 1 5 2 4 3 2 1

4 3 1 4 2 3 1 4 1 4 3 1 1 4 2

2 3 4 5 4 2 3 4 3 5 5 2 3 4 5 5 2 3 4

4 3 2 1 2 3 4 2 3 4 3 1 1 4 2

SECONDO

Moderato

44

p e legato

The musical score is written for piano and consists of six systems of staves. The first system includes a tempo marking 'Moderato' and dynamics 'p e legato'. The score features a complex rhythmic pattern in the bass line and melodic lines in both hands. Dynamics include 'mf' and 'p'. The piece concludes with a double bar line and a 'V' marking.

8----- Ottava

8----- À l'octave

Le note, sopra le quali si trova il segno 8-----; devono essere eseguite all'ottava superiore.

Les notes surmontées du signe de 8-----; doivent être exécutées jusqu'à la fin de la chaîne-----; une octave plus haut.

Esempio
Exemple



Esecuzione
Exécution







PRIMO

Per l'esercizio dei valori delle note fino agli ottavi.(crome)
Pour l'exercice de la valeur des notes jusqu'aux croches.

Moderato

44



Moderato

Mano sinistra
Main gauche

47

Allegretto

48

Allegretto

49

Comodo

50

sempre legato

I gomiti non debbono mai allontanarsi dal corpo neppure quando le mani si separano.

Les coudes ne doivent pas s'éloigner du corps, lors même que les mains s'écartent.

Ogni esercizio 8 volte
Chaque exercice 8 fois

do re mi fa sol fa mi re do Per finire
Pour finir

la si do re mi re do si la re mi fa sol la sol fa mi re sol la si do re do si la sol

ut ré mi fa sol fa mi ré ut la si ut ré mi re ut si la ré mi fa sol la sol fa mi ré sol la si ut ré ut si la sol

do re mi fa sol fa mi re do re mi re re mi fa sol la sol fa mi re re

Per eguagliare le note della chiave di Sol e quelle della chiave di Fa che debbono suonarsi sui medesimi tasti.
Pour comparer les notes de la clé de Sol et celles de la clé de Fa qui doivent se jouer sur la même touche.

Moderato

51

Moderato

55

mf
legato

mf
mezzo forte
demi fort

Allegretto

56

f

Allegretto

57

f
legato

p
piano
doux

58 **Moderato**
mf legato

crescendo
en augmentant

diminuendo
en diminuant

59 **Allegretto**
legato

Accento sulle note
segnate con

Il faut accentuer la note

Comodo

60

mf *cresc.* *dim.*

cresc.
crescendo
en augmentant
dim.
diminuendo
en diminuant

f *dim.*

mf *cresc.* *dim.*

Allegro moderato



61


dolce *legato*

dolce
doux

Nota puntata, col punto sopra $\dot{\cdot}$ o sotto $\underset{\cdot}{\flat}$ indica di staccare subito il dito dal tasto.

Lorsqu'un point se trouve sur une note, il faut la détacher vivement; ceci a lieu quand on retire le doigt d'une touche aussitôt après l'avoir frappée.

Esempio  Esecuzione 

Exemple  Exécution 

62 **Allegro moderato** *mf*







SECONDO

Allegretto

63

Comodo

64

PRIMO

Allegretto

63

I piccoli cunei sulle note indicano staccato rapido secco quasi ruvido.

De petits traits au dessus des notes indiquent que l'on doit les détacher brièvement.

Esempio Esecuzione

Comodo

64

Esercizi per il passaggio del pollice.
*A passer le pouce sous les doigts et les
 doigt par dessus le pouce.*

Scala in Do maggiore - *Ut majeur.*

Mano destra sola
Main droite seule

Ripeterli almeno 8 volte
Chaque exercice au moins 8 fois

Fine I gomiti non debbono mai lasciare la loro posi-
 zione naturale.
*Pour finir Les coudes ne doivent pas quitter leur position natu-
 relle dans le croisement quelconque des doigts.*

Mano sinistra sola
Main gauche seule

Scala di Do maggiore

Gamme en Ut majeur

65
 Do
 magg.

Moderato

sempre legato

68
Sol magg.

Moderato

Far sentire le due note in terza nello stesso tempo e legarle perfettamente.

L'élève s'efforcera de faire entendre les deux notes des tierces en même temps et devra les jouer rigoureusement legato (liées).

69
Sol magg.

Moderato

Scala di Sol maggiore

Gamme en Sol majeur

70
Sol magg.

Moderato

71
Sol
magg.

Moderato

mf

72
Sol
magg.

Comodo

dolce e legato

73
Do
magg.

Moderato

dolce

Esercizio in Terzine

Triolets

74
Sol magg.

Allegro
dolce e legato

dolce

f

p

Scala di Re maggiore

Gamme en Re majeur

First system of the Re major scale exercise. The treble clef part starts with a forte (*f*) dynamic and includes fingerings 1, 3, 1, 3, 1, 3, 2. The bass clef part includes fingerings 5, 3, 2, 1, 3, 2, 1, 3, 2, 1, 3, 4.

Second system of the Re major scale exercise. The treble clef part includes fingerings 1, 3, 1, 3, 1. The bass clef part includes fingerings 5, 3, 2, 1, 3, 2, 1, 3, 3.

Third system of the Re major scale exercise. The treble clef part includes fingerings 3, 1, 3, 1. The bass clef part includes fingerings 1, 3, 1, 3, 2, 1, 3.

Moderato

75
Re
magg.

Exercise 75: Re major, Moderato. The treble clef part starts with a mezzo-forte (*mf*) dynamic and includes fingerings 3, 3, 5, 1, 4, 2, 5, 1, 2, 4. The bass clef part includes fingerings 2, 3, 1, 2, 3, 4, 5, 3, 1, 5, 4, 3, 4, 1, 3, 1, 3.

Fourth system of the Re major scale exercise. The treble clef part starts with a piano (*p*) dynamic and includes fingerings 3, 2, 4, 5, 1. The bass clef part includes fingerings 2, 3, 2, 3, 2, 1, 2, 3, 1, 4, 3, 5.

Allegro moderato

76
Sol
magg.

Exercise 76: Sol major, Allegro moderato. The treble clef part starts with a mezzo-forte (*mf*) dynamic and includes fingerings 1, 2, 3, 4, 3, 5, 4, 3, 2, 1, 1, 5, 1, 3, 5, 4, 1, 1, 2, 1, 5. The bass clef part includes fingerings 1, 3, 2, 1, 2, 3, 4, 5, 3, 2, 1, 3, 2, 1, 5.

Libera articolazione del polso
Articulation libre du poignet

Fifth system of the Re major scale exercise. The treble clef part starts with a forte (*f*) dynamic and includes fingerings 3, 5, 3, 5, 3, 1, 3, 1, 5, 3, 1, 5, 3, 1, 3, 5, 1, 2, 3, 1, 5, 1, 3, 1, 5. The bass clef part includes fingerings 5, 2, 1, 5, 3, 1, 1, 3, 2, 1, 3, 1, 5.

Scala di La maggiore

Gamme en La majeur

First system of the La major scale exercise. It consists of two staves. The upper staff is in treble clef and the lower in bass clef. The key signature has two sharps (F# and C#). The time signature is common time (C). The music features a forte (*f*) dynamic. The upper staff contains triplet patterns of eighth notes, with fingerings 1, 3, 1, 3, 1, 3. The lower staff contains triplet patterns of eighth notes, with fingerings 5, 3, 1, 3, 1, 3.

Second system of the La major scale exercise. It consists of two staves. The upper staff is in treble clef and the lower in bass clef. The key signature has two sharps (F# and C#). The time signature is common time (C). The music features a mezzo-forte (*mf*) dynamic. The upper staff contains triplet patterns of eighth notes, with fingerings 1, 3, 1, 3, 1, 3. The lower staff contains triplet patterns of eighth notes, with fingerings 5, 3, 1, 3, 1, 3.

Third system of the La major scale exercise. It consists of two staves. The upper staff is in treble clef and the lower in bass clef. The key signature has two sharps (F# and C#). The time signature is common time (C). The music features a mezzo-forte (*mf*) dynamic. The upper staff contains triplet patterns of eighth notes, with fingerings 1, 3, 1, 3, 1, 3. The lower staff contains triplet patterns of eighth notes, with fingerings 5, 3, 1, 3, 1, 3.

Fourth system of the La major scale exercise. It consists of two staves. The upper staff is in treble clef and the lower in bass clef. The key signature has two sharps (F# and C#). The time signature is common time (C). The music features a forte (*f*) dynamic. The upper staff contains triplet patterns of eighth notes, with fingerings 1, 3, 1, 3, 1, 3. The lower staff contains triplet patterns of eighth notes, with fingerings 5, 3, 1, 3, 1, 3.

Comodo

79
La
magg.

Fifth system of the La major scale exercise. It consists of two staves. The upper staff is in treble clef and the lower in bass clef. The key signature has two sharps (F# and C#). The time signature is 3/4. The music is marked *Comodo* and *p* (piano). The upper staff contains triplet patterns of eighth notes, with fingerings 3, 5, 3, 5, 3, 5. The lower staff contains triplet patterns of eighth notes, with fingerings 1, 2, 1, 2, 1, 2.

Sixth system of the La major scale exercise. It consists of two staves. The upper staff is in treble clef and the lower in bass clef. The key signature has two sharps (F# and C#). The time signature is 3/4. The music is marked *p* (piano). The upper staff contains triplet patterns of eighth notes, with fingerings 2, 1, 2, 1, 2, 1. The lower staff contains triplet patterns of eighth notes, with fingerings 2, 3, 2, 3, 2, 3.

Seventh system of the La major scale exercise. It consists of two staves. The upper staff is in treble clef and the lower in bass clef. The key signature has two sharps (F# and C#). The time signature is 3/4. The music is marked *p* (piano). The upper staff contains triplet patterns of eighth notes, with fingerings 2, 1, 2, 1, 2, 1. The lower staff contains triplet patterns of eighth notes, with fingerings 2, 3, 2, 3, 2, 3.

ACCIACCATURA (♩)

Esempio
Exemple

Esecuzione
Exécution

Allegretto

80
Re
magg.

Sol magg.

Re magg.

Allegretto

81
La
magg.

Re magg.

82
Mi magg.

Allegretto
dolce
mf
dim.
legato

La magg.

mf

Mi magg.

p
mf cresc.
legato

f
dim.
p
legato

83
Do magg.

Allegro moderato
mf
cresc.

f
mf

cresc.
f

SECONDO

Moderato

86

p

First system of musical notation for measures 86-87. It consists of a grand staff with a treble clef on the upper staff and a bass clef on the lower staff. The upper staff begins with a treble clef, a common time signature, and a *p* dynamic marking. The lower staff begins with a bass clef and a common time signature. The music features a melodic line in the upper staff and a rhythmic accompaniment in the lower staff.

Second system of musical notation for measures 86-87. It continues the grand staff from the first system. The upper staff features a melodic line with a triplet of eighth notes in the first measure. The lower staff features a rhythmic accompaniment with a triplet of eighth notes in the first measure.

Third system of musical notation for measures 86-87. It continues the grand staff. The upper staff features a melodic line with a triplet of eighth notes in the first measure. The lower staff features a rhythmic accompaniment with a triplet of eighth notes in the first measure. The system concludes with a *f* dynamic marking.

87

mf

First system of musical notation for measures 87-88. It begins with a grand staff for measure 87. The upper staff starts with a whole rest, followed by a melodic line. The lower staff features a rhythmic accompaniment. The system concludes with a *mf* dynamic marking.

Second system of musical notation for measures 87-88. It continues the grand staff. The upper staff features a melodic line with a triplet of eighth notes in the first measure. The lower staff features a rhythmic accompaniment with a triplet of eighth notes in the first measure. The system concludes with a *f* dynamic marking.

Third system of musical notation for measures 87-88. It continues the grand staff. The upper staff features a melodic line with a triplet of eighth notes in the first measure. The lower staff features a rhythmic accompaniment with a triplet of eighth notes in the first measure. The system concludes with a *f* dynamic marking.

Fourth system of musical notation for measures 87-88. It continues the grand staff. The upper staff features a melodic line with a triplet of eighth notes in the first measure. The lower staff features a rhythmic accompaniment with a triplet of eighth notes in the first measure. The system concludes with a *f* dynamic marking.

PRIMO

Per l'esecuzione del valore delle note fino ai sedicesimi.

Pour l'exécution de la valeur des notes jusqu'aux doubles croches.

Moderato

86
Do
magg.

8
p legato
1 2 3 4 1 2 3 4
1 2 3 4
staccato
f

Per lo sviluppo dell'agilità.

Pour développer l'agilité.

Allegro moderato (leggerissimo)

87
Do
magg.

8
mf
1 5
cresc.
f
p
mf
cresc.
f

Moderato

88
Sol
magg.

dolce

Andante

89
Do
magg.

dolce

sempre legato

legato

Sol magg.

sempre legato

Do magg.

Allegretto

90
Do
magg.

f

sempre legato

p

p

marcato

f

p

sempre legato

Scala di La minore

Gamme en La mineur

mf

p

f

First system of musical notation. Treble clef: quarter notes with a slur over the first three notes, and quarter notes in the second and third measures. Bass clef: eighth-note patterns with fingerings 3, 5, 3, 1, 2, 5, 3, 1, 2, 5, 3, 1.

Second system of musical notation. Treble clef: quarter notes with a slur over the first two notes, and quarter notes in the second and third measures. Dynamics: *f* in the first measure, *p* in the second measure. Bass clef: eighth-note patterns with fingerings 5, 2, 1, 5, 3, 1, 5, 3, 1, 5, 3, 1.

Third system of musical notation. Treble clef: quarter notes with a slur over the first three notes, and quarter notes in the second and third measures. Bass clef: eighth-note patterns with fingerings 5, 2, 1, 5, 3, 1, 5, 3, 1, 5, 3, 1.

93
La
min.

Moderato

Fourth system of musical notation. Treble clef: eighth-note patterns with fingerings 1, 1, 2, 3, 4, 3, 2, 3, 4, 1, 3, 2. Dynamics: *mf*. Bass clef: eighth-note patterns with fingerings 5, 3, 1, 5, 3, 1, 5, 3, 1, 5, 3, 1.

Fifth system of musical notation. Treble clef: eighth-note patterns with fingerings 5, 3, 1, 5, 4, 2, 1, 2, 3, 4, 1, 4. Dynamics: *p*. Bass clef: eighth-note patterns with fingerings 5, 2, 1, 3, 1, 2, 3, 1, 2, 5, 3, 1, 2, 5, 3, 1. Instruction: *marcato*.

Sixth system of musical notation. Treble clef: eighth-note patterns with fingerings 3, 1, 2, 3, 4, 5, 2, 4, 1. Dynamics: *f*. Bass clef: eighth-note patterns with fingerings 5, 3, 1, 2, 5, 3, 1, 5, 3, 1, 5, 3, 1.

Scala di Sib maggiore

Gamme en Sib majeur

f

99 Sib magg.

Adagio (in 8)
dolce

p *rallentando* *pp*

Allegro moderato

101
Do
magg.

Allegro moderato (*leggerissimo*)

103
Do
magg.

dolce

Allegretto

104

Fa
magg.

dolce
3 4 2 1 3 3 4 2 1

cresc. *dim.*
5 2 1 5 2 1 1 2 3 1 3 2 1 4 2

cresc. *p* *cresc.* *f* *dim.*
1 2 3 1 3 2 1 5 1 3 2 1 4 1 3 2 3 1 5

dolce
3 5 4 2 3 3 4 2

p
3 3 4 1 3 1 2 2 4 1 3 3 5 3 4 1 3 2 1 4 2

cresc. *p* *cresc.* *f*
1 5 3 2 1 4 1 3 2 1 4 2 1 3 2 1 3 2 1 5 1

Scala cromatica

Gamme chromatique

1
Mano destra sola
Main droite seule

Diteggiatura per piccole mani
Doigté pour les petites mains

2
destra sola
droite seule

Diteggiatura più usata
Doigté plus usité

3
sinistra sola
gauche seule

Diteggiatura comoda per piccole mani
Doigté pour les petites mains

4
sinistra sola
gauche seule

Diteggiatura più usata
Doigté plus usité

5
destra sola
droite seule

6
sinistra sola
gauche seule

7

Appendice

PER LA MANO DESTRA SOLA

Ripetere molte volte ogni numero
Chaque numero se devra plusieurs fois répéter

Appendice

POUR LA MAIN DROITE SEULE

Si possono eseguire nell'estensione di due ottave
On pourra le jouer dans l'étendue de deux octaves

1 \downarrow \uparrow

2 $\frac{4}{3} \frac{5}{4} \frac{4}{3} \frac{5}{4}$ ecc. $\frac{5}{4} \frac{4}{3} \frac{3}{2}$ ecc.

3 $\frac{5}{4} \frac{4}{3} \frac{3}{2}$ ecc.

4 $\frac{4}{3} \frac{5}{4} \frac{4}{3} \frac{5}{4}$ ecc. $\frac{5}{4} \frac{4}{3} \frac{3}{2}$ ecc.

5 $\frac{3}{2} \frac{5}{4} \frac{4}{3} \frac{5}{4}$ $\frac{5}{4} \frac{4}{3} \frac{3}{2}$ ecc.

6 $\frac{2}{1} \frac{3}{2} \frac{4}{3} \frac{5}{4}$ *sempre legato*

7 *legato*

8 *legato*

9 *legato*

10

PER LA MANO SINISTRA SOLA

POUR LA MAIN GAUCHE SEULE

11

12 *sempre legato*

13

14 *legato*

15 *legato*

5 3 5 3
4 2 4 2
3 1 3 1

3 5 3 5
2 4 2 4
1 3 1 3

23

legato

3 5 3 5 3 3 5 3 5 3
2 4 2 4 2 3 1 3 1 3 1

1 3 1 3 1 1 3 1 3 1 3 1

5 3 5 3 5 3
4 2 4 2 4 2
3 1 3 1 3 1

4 2 4 2 4
5 3 5 3 5

2 4 2 4 2 4
3 5 3 5 3 5

24

legato

2 3 4 5 2 2 1

1 2 3 4 1

4 3 2 1 4 4

5 4 3 2 5 5

5 4 2 1 2 1 2 1 2 1 2 1

4 3 2 1 2 1 2 1 2 1 2 1

25

legato

2 3 4 5 4 5 2 2 1

1 2 3 4 3 4 1

4 3 2 1 2 1 4 4

5 4 3 2 3 2 5 5

2 3 4 5 2 2 1

1 2 3 4 1

4 3 2 1 4 4

5 4 3 2 5 5

26

Musical notation for measures 26-27. The system consists of two staves. The upper staff is in treble clef with a 3/4 time signature. It begins with a slur over the first two measures, marked *legato*. The lower staff is in bass clef with a 3/4 time signature. It begins with a slur over the first two measures, marked *sempre legato*. Both staves contain eighth-note patterns. Fingerings are indicated with numbers 1 and 5.

Musical notation for measures 28-29. The system consists of two staves. The upper staff is in treble clef with a 3/4 time signature. It begins with a slur over the first two measures, marked *f*. The lower staff is in bass clef with a 3/4 time signature. It begins with a slur over the first two measures. Both staves contain eighth-note patterns. Fingerings are indicated with numbers 1 and 5.

27

Musical notation for measures 30-31. The system consists of two staves. The upper staff is in treble clef with a 3/4 time signature. It begins with a slur over the first two measures, marked *f*. The lower staff is in bass clef with a 3/4 time signature. It begins with a slur over the first two measures. Both staves contain eighth-note patterns. Fingerings are indicated with numbers 1 and 5.

Musical notation for measures 32-33. The system consists of two staves. The upper staff is in treble clef with a 3/4 time signature. It begins with a slur over the first two measures. The lower staff is in bass clef with a 3/4 time signature. It begins with a slur over the first two measures. Both staves contain eighth-note patterns. Fingerings are indicated with numbers 1 and 5.

Musical notation for measures 34-35. The system consists of two staves. The upper staff is in treble clef with a 3/4 time signature. It begins with a slur over the first two measures. The lower staff is in bass clef with a 3/4 time signature. It begins with a slur over the first two measures. Both staves contain eighth-note patterns. Fingerings are indicated with numbers 1 and 5.

28

Musical notation for measures 36-37. The system consists of two staves. The upper staff is in treble clef with a 3/4 time signature. It begins with a slur over the first two measures, marked *f*. The lower staff is in bass clef with a 3/4 time signature. It begins with a slur over the first two measures. Both staves contain eighth-note patterns. Fingerings are indicated with numbers 1, 3, and 5.

Scale maggiore 24 Canone

29 *legato*

30 *f*

31 *legato*

24 Scale maggiori e minori armoniche

ordinate secondo la somiglianza della diteggiatura e il rapporto tra modo maggiore e minore.

Do maggiore
Ut majeur

1

Do minore
Ut mineur

2

Sol maggiore
Sol majeur

3

Sol minore
Sol mineur

4

Re maggiore
Ré majeur

5

Re minore
Ré mineur

6

24 Gammes en tons majeurs et mineurs harmoniques

disposées selon la ressemblance du doigté et la comparaison des tons majeurs et mineurs.

La maggiore
La majeur

7

La minore
La mineur

8

Mi maggiore
Mi majeur

9

Mi minore
Mi mineur

10

Si maggiore
Si majeur

11

Si minore
Si mineur

12

13

Fa maggiore
Fa majeur

19

La b maggiore
Lab majeur

14

Fa minore
Fa mineur

20

La b minore
Lab mineur

15

Sib maggiore
Si b majeur

21

Reb maggiore
Ré b majeur

16

Sib minore
Si b mineur

22

Do # minore
Ut # mineur

17

Mib maggiore
Mi b majeur

23

Fa # maggiore
Fa # majeur

18

Mib minore
Mi b mineur

24

Fa # minore
Fa # mineur